



TLAV2 WALL MOUNT FOR VRF SYSTEMS

ASUA4/7/9/12/14TLAV2

HIGHLY EFFICIENT COMPACT DESIGN

All models share the same sleek chassis.

Increased surface area of the heat exchanger makes it possible to achieve higher efficiency.



Larger surface area Heat Exchanger

3/16 in.
(5 mm)

Smaller Tubes:

3/16 in. (5 mm)

Increased surface area is achieved by adopting 5mm tubes. A sub heat exchanger is also added.


POWERFUL AIRFLOW

Airflow increase

10%

over previous model

(ASUA7TLAV2)

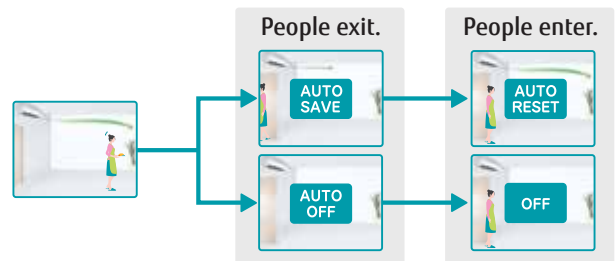


HUMAN SENSOR FUNCTION INCREASES ENERGY SAVING

Energy saving operation starts automatically by detecting movement. Operation mode or Stop mode can be selected.




Human sensor



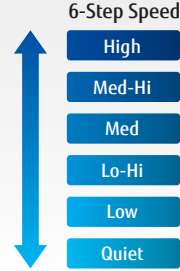
QUIET OPERATION

New airflow pattern reduces noise significantly.



6 FAN SPEED CONTROL

Multiple fan speeds let you adjust based on your needs.



* Compatible Remote Controller is as follows:
UTY-RNRUZ4 / UTY-RSRY / UTY-RHRY / UTY-DTGYZ1 / UTY-ALGXZ1 / UTY-APGXZ1

SPECIFICATIONS

(TENTATIVE)

MODEL NAME			ASUA4TLAV2	ASUA7TLAV2	ASUA9TLAV2	ASUA12TLAV2	ASUA14TLAV2
Power Source		V/∅/Hz	Single-phase, 208 / 230V, 60Hz				
Capacity	Cooling	BTU/h	3,800	7,500	9,500	12,000	14,000
		kW	1.1	2.2	2.8	3.5	4.2
	Heating	BTU/h	4,400	9,500	10,900	13,500	15,600
		kW	1.3	2.8	3.2	4.0	4.6
Input Power		W	12	16	20	25	36
Airflow rate	High	CFM (m ³ /h)	265 (450)	324 (550)	359 (610)	406 (690)	471 (800)
	Med-Hi		253 (430)	300 (510)	330 (560)	359 (610)	436 (740)
	Med		235 (400)	277 (470)	300 (510)	330 (560)	400 (680)
	Lo-Hi		224 (380)	241 (410)	259 (440)	312 (530)	359 (610)
	Low		212 (360)	212 (360)	212 (360)	277 (470)	324 (550)
	Quiet		182 (310)	182 (310)	182 (310)	194 (330)	194 (330)
Sound pressure level	High	dB(A)	31	34	37	40	44
	Med-Hi		30	32	35	37	42
	Med		28	30	32	35	40
	Lo-Hi		27	28	29	33	37
	Low		26	26	26	30	34
	Quiet		22	22	22	24	24
Dimensions (H x W x D)		in. (mm)	10-9/16 × 33-1/16 × 8 (268 × 840 × 203)				
Weight		lbs. (kg)	19 (8.5)	20 (9.0)			
Connection pipe diameter	Liquid (Flare)	in. (mm)	∅1/4 (6.35)				
	Gas (Flare)		∅3/8 (9.52)		∅1/2 (12.70)		
Drain hose diameter (I.D./O.D.)			9/16 / 5/8 to 11/16 (13.8/15.8 to 16.7)				

Note: Specifications are based on the following conditions:

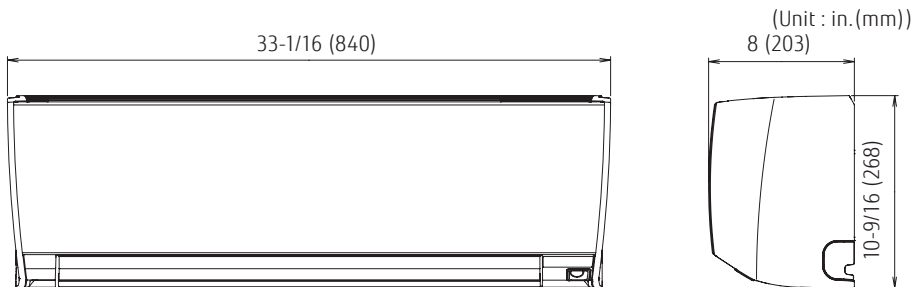
Cooling: Indoor temperature of 80°F(26.7°C)DB / 67°F(19.4°C)WB, and outdoor temperature of 95°F(35°C)DB / 75°F(23.9°C)WB.

Heating: Indoor temperature of 70°F(21.1°C)DB / 60°F(15.6°C)WB, and outdoor temperature of 47°F(8.3°C)DB / 43°F(6.1°C)WB.

Pipe length: 25ft. (7.5 m), Height difference between outdoor unit and indoor unit: 0 m. Voltage: 230 [V].

When ASUA4/7/9TLAV2 are connected to the outdoor unit other than J-III, gas pipe diameter should be ∅1/2in. (12.70mm).

DIMENSIONS



OPTIONAL PARTS

External Power Supply Unit UTZ-GXXA

Wireless LAN Interface UTY-TFSXZ2

Actual product color may be different from the colors shown here. Specifications and design are subject to change without notice.

"AIRSTAGE" is a worldwide trademark of FUJITSU GENERAL LIMITED and is a registered trademark in Japan and other countries or areas.